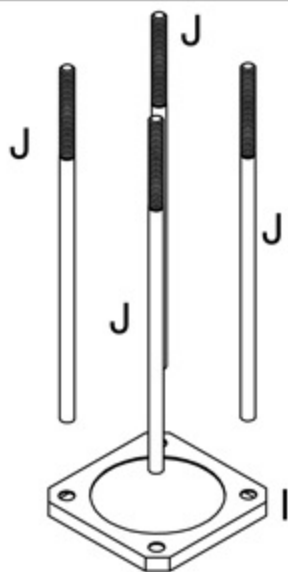


Assemble Cage Installation Instruction

1



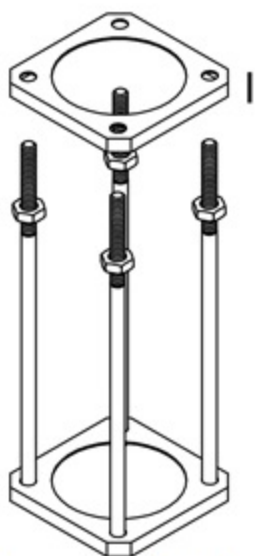
1. put the steel reinforcement into steel plate holes

2



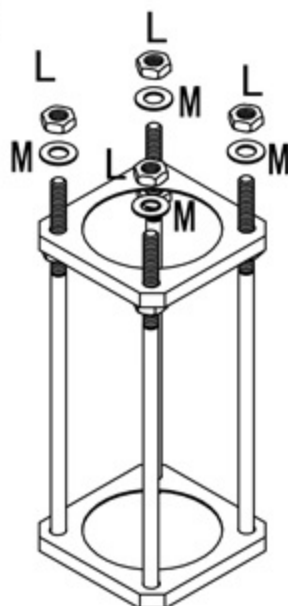
2. Use M16 nuts tighten steel reinforcement

3



3. Let the steel plate cover steel reinforcement

4



4. Use M16 nuts and back-up plates twists in steel reinforcement

Product accessories

I



steel plate
2pcs

J



steel
reinforcement
4pcs

M



back-up plate
8pcs

L



M16 nuts
8pcs

